



SR165M USER MANUAL

SPL Rebel 6,5" Midrange

CONGRATULATIONS! Thanks for buying BASS HABIT.

Please read this manual in order to fully understand how to get the best result from these speakers and ensure that the advices on how to look after it and the safety precautions are followed. We hope you enjoy using the speakers as much as we enjoyed creating it.

Before mounting and installing your new speaker, please read through the whole user manual. If you have any questions concerning your speakers or any other Bass Habit products, contact your nearest Bass Habit dealer/distributor.

INCLUDED IN THE PACKAGING

- 2 pcs Rebel SR165M Midrange
- 1 pc User manual
- 8 pcs Screws
- 8 pcs V-clips

SAFETY & WARRANTY INFORMATION

Thank you for purchasing this Bass Habit tweeter. Please read this manual in order to fully understand how to get the best result from this product and ensure that the advices on how to look after the product and the safety precautions are followed. We hope you enjoy using the product as much as we enjoyed creating it.

DO NOT EXPOSE THIS PRODUCT TO EXCESSIVE DAMP OR MOISTURE

- Doing so may damage the product.

BEFORE WIRING, DISCONNECT THE CABLE FROM THE POSITIVE BATTERY TERMINAL

- Failure to do so may result in electric shock or injury.

ENSURE GOOD AND CORRECT CONNECTIONS

- Failure to make the correct connections may result in permanent damage to the product.

KEEP THE VOLUME AT A LEVEL SO YOU CAN STILL HEAR OUTSIDE NOISE

- Failure to do this may result in an accident. Bass Habit equipment is capable of producing sound levels that can permanently damage your hearing. Bass Habit recommends caution when listening at a high volume. For safety and enjoyable listening, the sound should be clear without distortion.

CAUTION

Never connect any speaker lead to the car chassis. This can cause severe damage to your car audio set up.

Before drilling or cutting any holes, investigate the layout of your vehicle thoroughly.

Use caution when working near the fuel/hydraulic lines and electrical wiring.

Observe the correct polarity when wiring. Improper phasing may cause a loss of bass response.

Ensure that no moving parts catch on the speaker or grill (e.g. door handles or window glass inside the door).

REBEL

WARRANTY

All Bass Habit products carry a full warranty depending on the conditions in the country where it is sold. The warranty is valid from the date of the original receipt as proof of purchase (warranty period differs depending on local warranty laws and policies). Contact your international Bass Habit dealer or distributor concerning specific procedure for your country's warranty policies.

WHAT IS NOT COVERED

- Damage to product due to improper installation.
- Subsequent damage to other components.
- Damage caused by exposure to moisture, excessive heat, chemical cleaners and/or UV radiation.
- Damage through negligence, misuse, accident or abuse. Repeated returns for the same fault may be considered as abuse.
- Any cost or expense related to the removal and/or abuse. Repeated returns for the same fault may be considered as abuse.
- Damage caused by amplifier clipping or distortion.
- Items repaired or modified by any unauthorised repair facility.
- Return shipping on non-defective items.
- Products returned without a return authorisation number.
- Damage to product due to use of sealant.

WARNING

Bass Habit equipment is capable of sound pressure levels that can cause permanent damage to your hearing and those around you.

Please use common sense when listening to your audio system and practice safe sound.

INTERNATIONAL TECHNICAL ENQUIRIES

For international technical support please contact the distribution agent for your country

INSTRUCTIONS

INSTALLATION EXPERIENCE

Installation of Bass Habit midrange may require experience with a variety of mechanical procedures including enclosure construction. This manual only provides general installation and operation instructions. If you have any reservations about your installation skills, please contact your local authorized Bass Habit dealer for help.

CHOOSING MIDRANGE MOUNTING LOCATIONS

Choosing the correct midrange mounting location will have the greatest effect of the sound quality of the system. There are many different considerations needed when choosing the location(s) that best meet your needs. The location(s) must be large enough for the midrange to fit. Care is needed to ensure that the desired location will not affect either the mechanical or electrical operation of the vehicle.

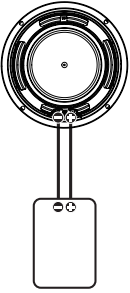
WARNING! The use of silicone rubber to seal in a midrange will void the warranty. If any sealing is needed in addition to the midrange gasket, use caulking cord or vinyl weather strip.

REBEL

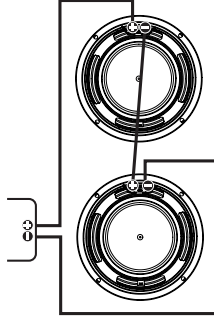
WIRING EXAMPLES

Your SR165M midrange driver uses a single 4 ohm voice coil. It is important to know the limits of your amplifier to optimize its performance. You can vary the impedance by altering the wiring configurations: Series, Parallel or Series-Parallel. Choose the wiring diagram below that corresponds to the number of speakers in your system and the impedance stability of your amplifier.

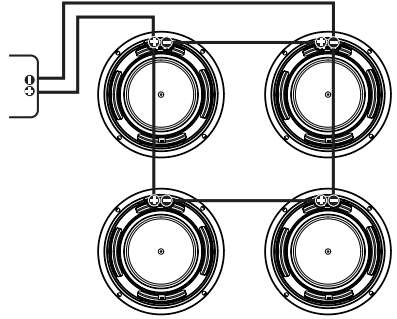
One 4-ohm speaker @ 4 ohm



Two 4-ohm speakers @ 8-ohm in series



Four 4-ohm speakers @ 4-ohm series parallel

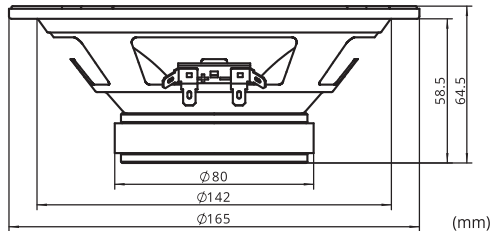
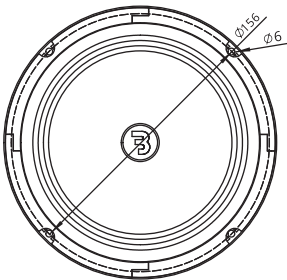


RECOMMENDED ELECTRONIC CROSSOVER SETTINGS

For optimum performance of your midrange driver we recommend the following crossover frequency point setting on each model. NOTE: Crossover settings will vary based on the speaker size.

SR165M HPF (High Pass) Crossover recommendation: 110Hz / 12dB or higher

DIMENSION



REBEL

SPECIFICATIONS SR165M

Component	Midrange
Size	165mm (6,5")
RMS Power	60W
MAX Power	120W
PEAK Power	180W
Nominal Impedance	4 Ohm
Freq. Response	100Hz - 10kHz
Sensitivity	92 dB
Frame material	Steel
Cone material	Pressed Paper
Suspension material	Cloth surround
Magnet	Ferrite
Voice Coil Diameter	25,5mm (1")
Voice Coil Wire	Copper
Qts	1,05
Fs	120Hz
Vas	4,54 L
Weight (pc)	0,6KG



The crossed-out wheeelin symbol means that the product, literature and packaging included must be taken to separate collection at the end of their working life. Do not dispose of these products as unsorted municipal waste; dispose of them at a recycling point. For info on your nearest recycling point, check with your local waste authority.

Winn Scandinavia reserves for possible typos, factual or numeric errors that may have been printed on any products, package designs, user manuals and/or other included accessories.

Products marked with the RoHS symbol complies with the relevant provisions of the RoHS Directive for the European Union. In common with all Electrical and Electronic Equipment (EEE) the product should not be disposed of as household waste. Alternative arrangements may apply in other jurisdictions.

The product with the CE mark indicates that it has passed the corresponding conformity assessment procedure and the manufacturer's declaration of conformity, and it complies with the relevant EU directives, and is used as a pass for the product to be allowed to enter the European Community market. Relevant directives require industrial products to be affixed with the CE mark. Those that do not have the CE mark shall not be marketed.

Winn Scandinavia AB
Elementvägen 15, 702 27 Örebro
Sweden
www.winnscandinavia.com

Winn Scandinavia reserves for possible typos, factual or numeric errors that may have been printed on any products, package designs, user manuals and/or other included accessories.

REBEL